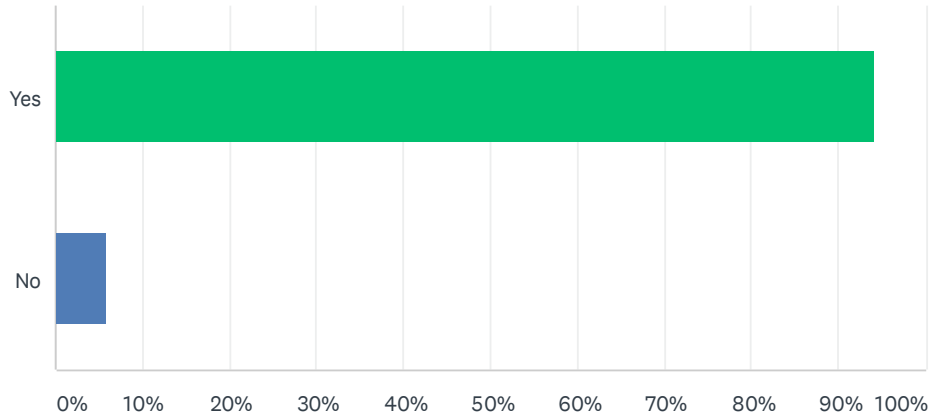


## Q1 Are you clergy?

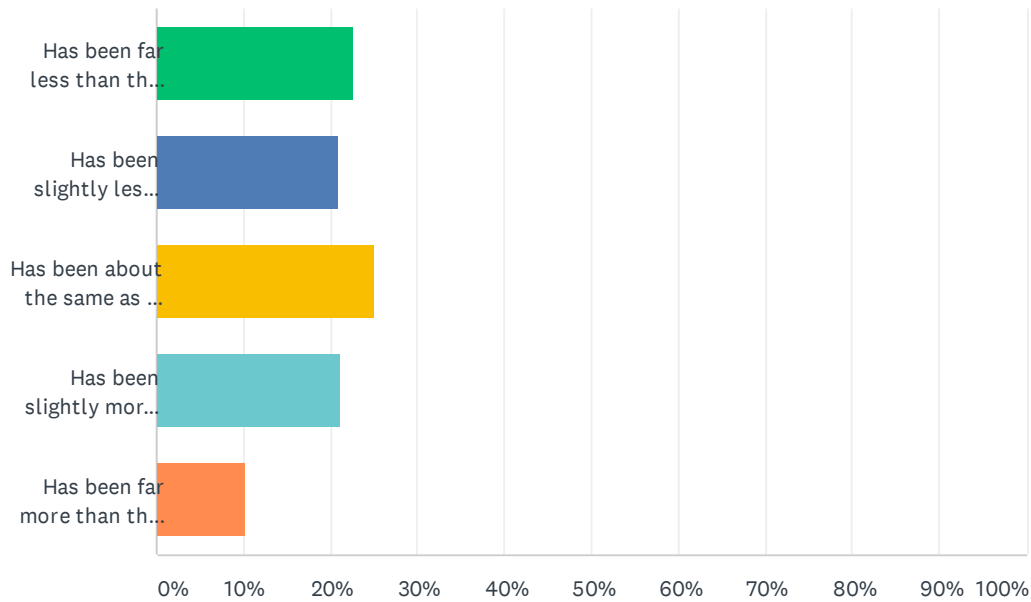
Answered: 808 Skipped: 0



ANSWER CHOICES	RESPONSES	
Yes	94.06%	760
No	5.94%	48
TOTAL		808

## Q2 Compared to the rest of the country, the number of confirmed COVID-19 cases in our local community:

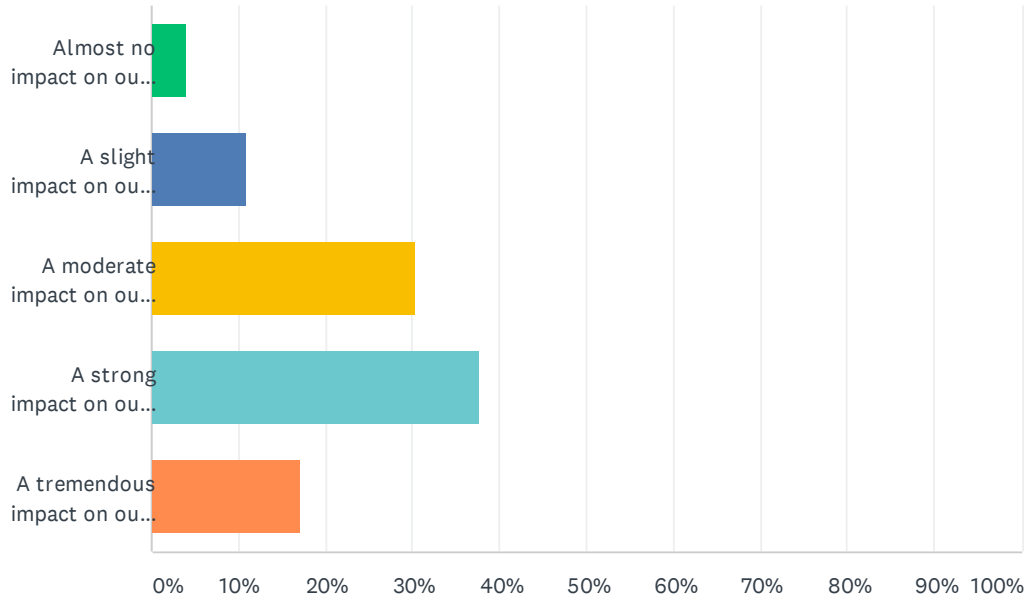
Answered: 618 Skipped: 190



ANSWER CHOICES	RESPONSES	
Has been far less than the rest of the country	22.65%	140
Has been slightly less than the rest of the country	20.87%	129
Has been about the same as the rest of the country	25.08%	155
Has been slightly more than the rest of the country	21.20%	131
Has been far more than the rest of the country	10.19%	63
<b>TOTAL</b>		<b>618</b>

### Q3 Overall, COVID-19 has had:

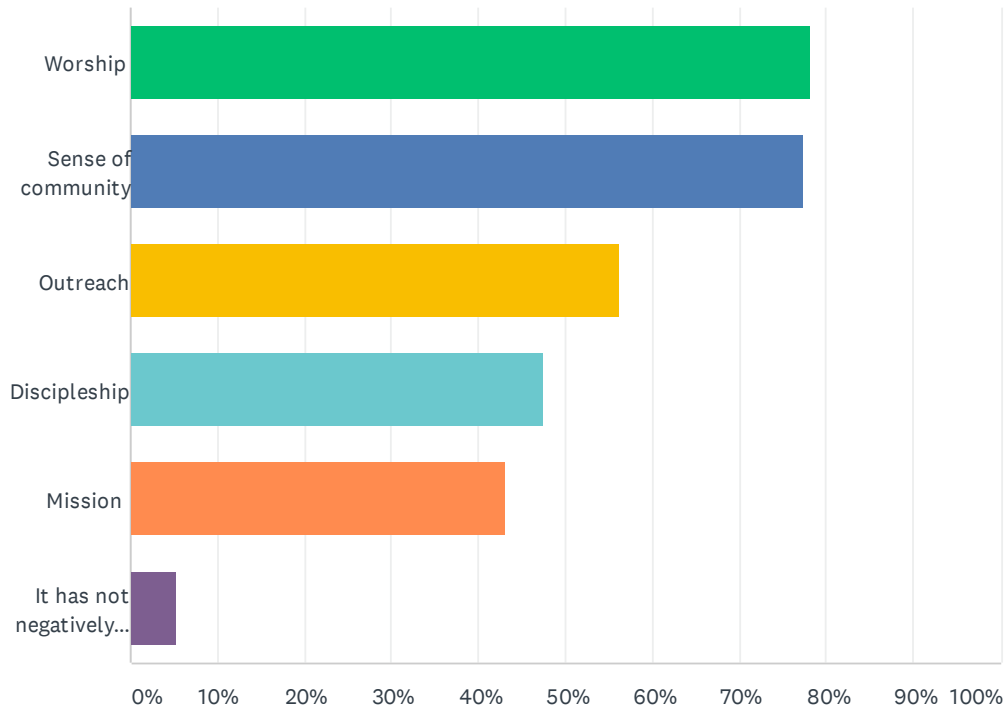
Answered: 621 Skipped: 187



ANSWER CHOICES	RESPONSES	
Almost no impact on our congregation	4.03%	25
A slight impact on our congregation	10.95%	68
A moderate impact on our congregation	30.27%	188
A strong impact on our congregation	37.68%	234
A tremendous impact on our congregation	17.07%	106
<b>TOTAL</b>		<b>621</b>

## Q4 COVID-19 has negatively affected: (Please check all that apply)

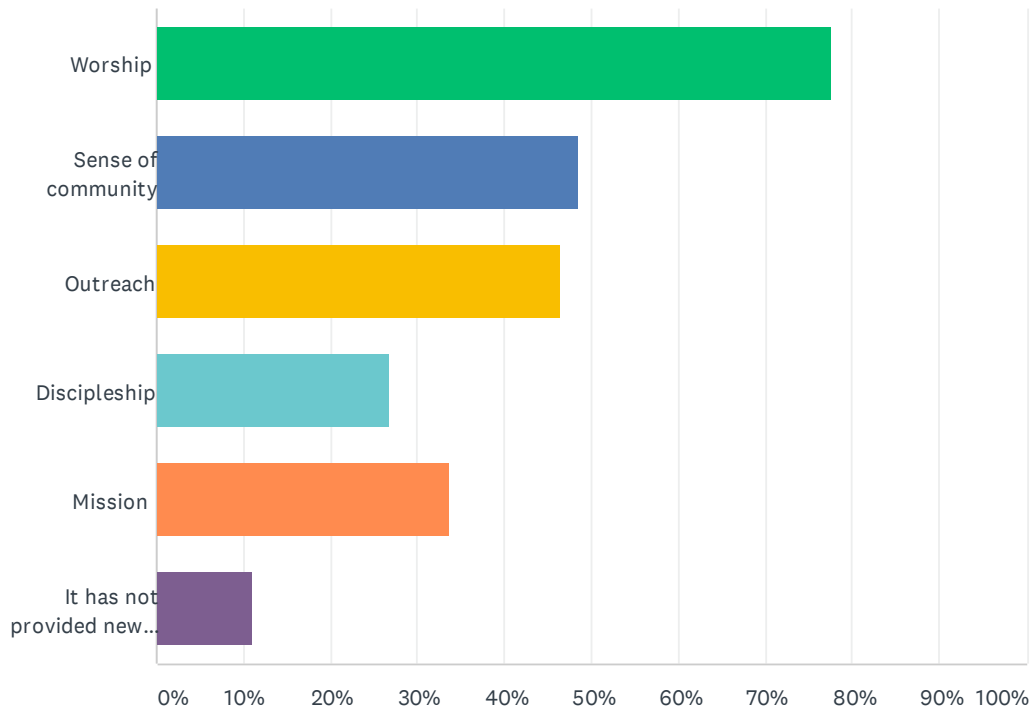
Answered: 614 Skipped: 194



ANSWER CHOICES	RESPONSES	
Worship	78.34%	481
Sense of community	77.36%	475
Outreach	56.19%	345
Discipleship	47.39%	291
Mission	43.16%	265
It has not negatively affected us	5.21%	32
Total Respondents: 614		

## Q5 COVID-19 has provided new opportunities for: (Please check all that apply)

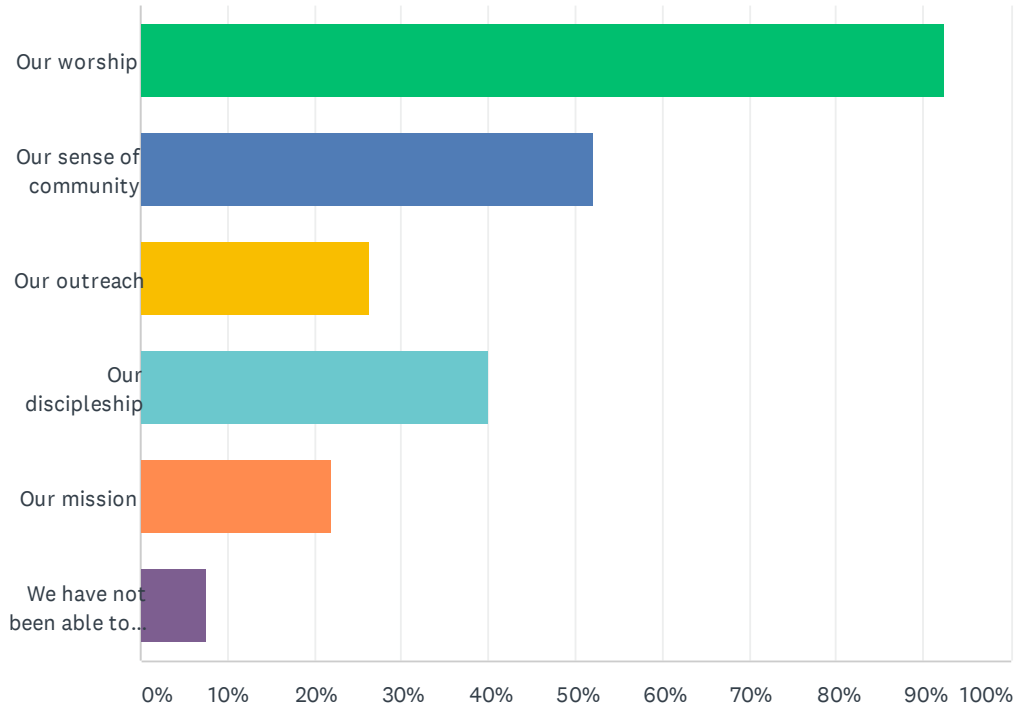
Answered: 605 Skipped: 203



ANSWER CHOICES	RESPONSES	
Worship	77.69%	470
Sense of community	48.60%	294
Outreach	46.45%	281
Discipleship	26.78%	162
Mission	33.72%	204
It has not provided new opportunities	11.07%	67
Total Respondents: 605		

## Q6 What online activities has your congregation been able to offer since the onset of COVID-19? (Please check all that apply)

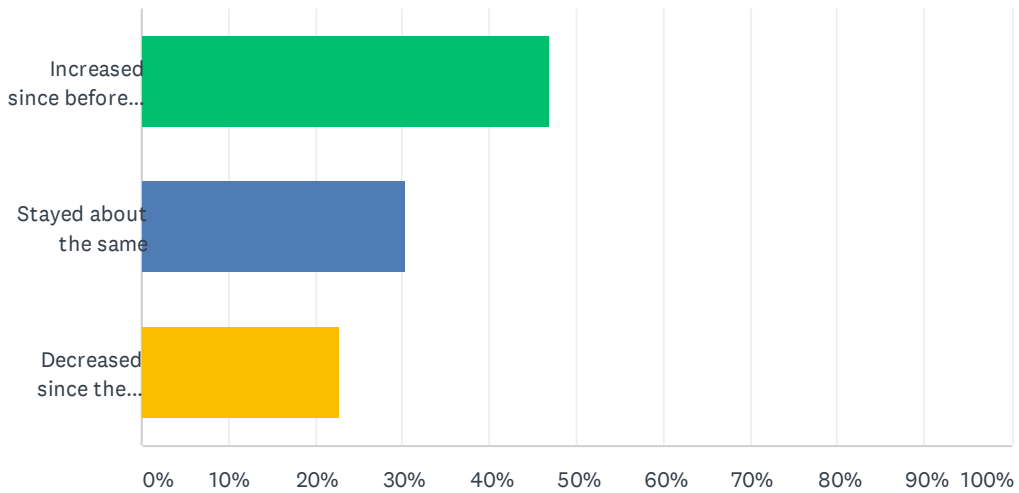
Answered: 617 Skipped: 191



ANSWER CHOICES	RESPONSES	
Our worship	92.54%	571
Our sense of community	52.19%	322
Our outreach	26.42%	163
Our discipleship	39.87%	246
Our mission	22.04%	136
We have not been able to offer any online activities	7.46%	46
Total Respondents: 617		

## Q7 If you have been able to offer online worship, has your online worship attendance:

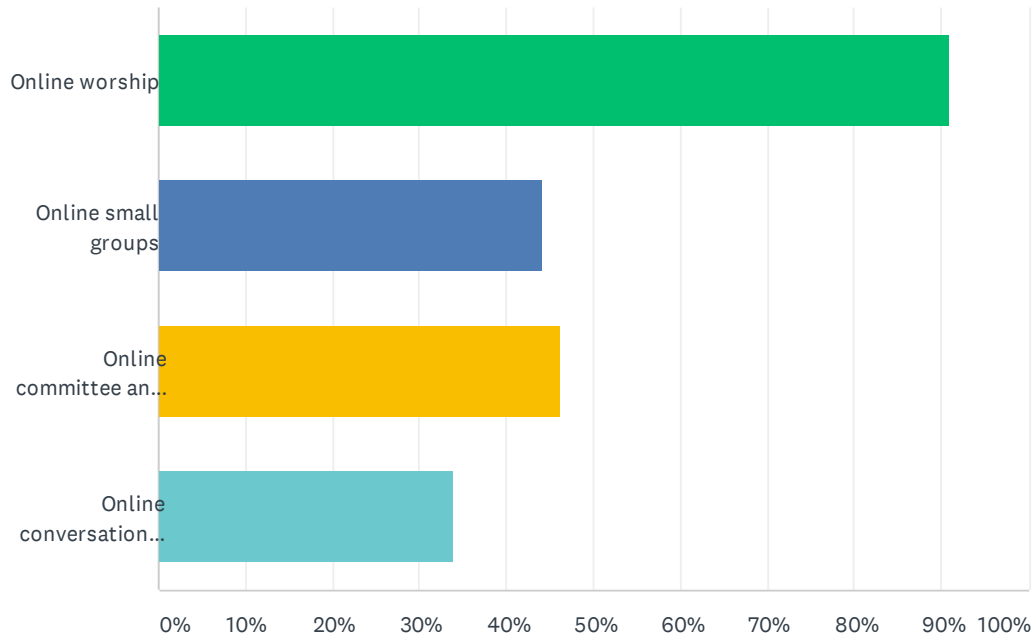
Answered: 579 Skipped: 229



ANSWER CHOICES	RESPONSES	
Increased since before the pandemic	46.80%	271
Stayed about the same	30.40%	176
Decreased since the pandemic	22.80%	132
TOTAL		579

Q8 Which, if any of your online activities, do you plan to continue once you are able to resume activities in your church building following COVID-19?  
(Please check all that apply)

Answered: 546 Skipped: 262

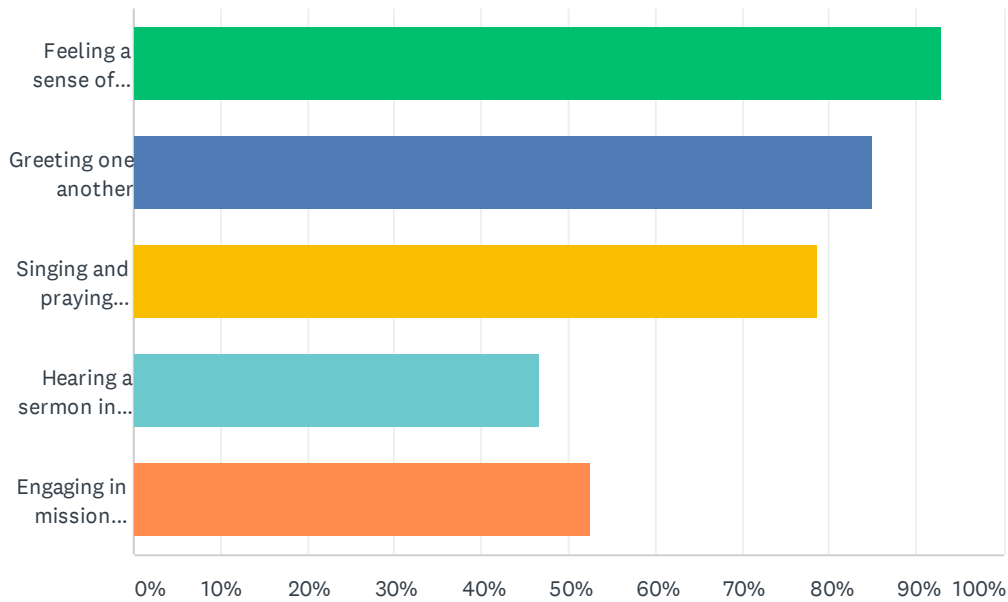


ANSWER CHOICES	RESPONSES	
Online worship	91.03%	497
Online small groups	44.14%	241
Online committee and board meetings	46.15%	252
Online conversations with individual members	33.88%	185
Total Respondents: 546		



## Q9 What do you think your congregants miss most about not being able to gather? (Please check all that apply)

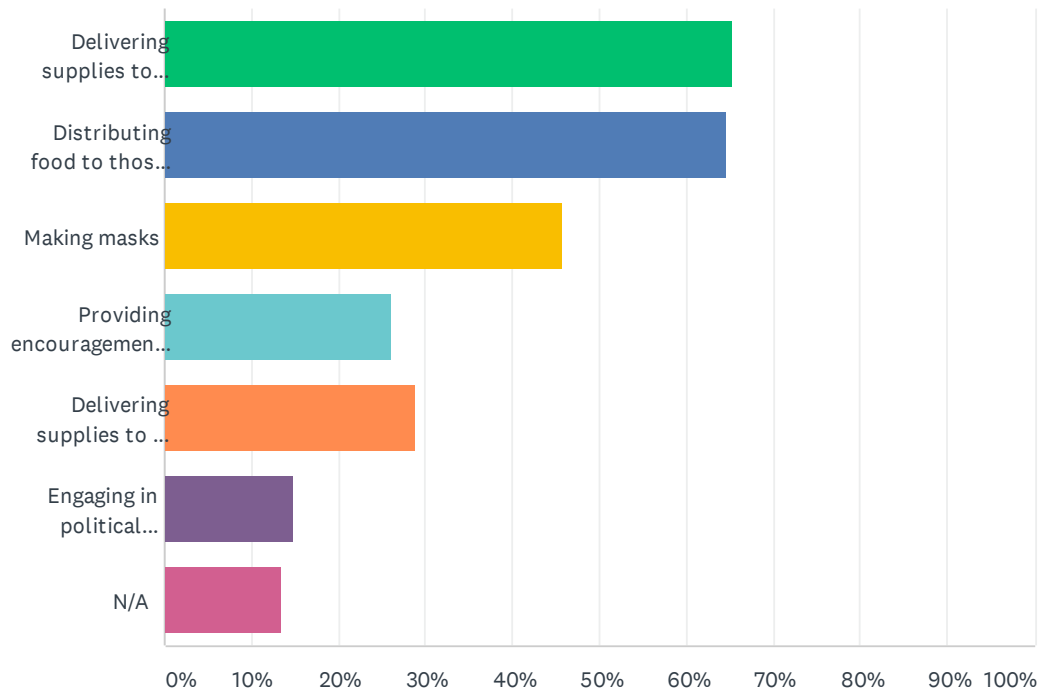
Answered: 616 Skipped: 192



ANSWER CHOICES	RESPONSES	
Feeling a sense of community from being together	92.86%	572
Greeting one another	84.90%	523
Singing and praying together	78.57%	484
Hearing a sermon in person rather than online or not all	46.59%	287
Engaging in mission activities face-to-face	52.60%	324
Total Respondents: 616		

## Q10 Has your congregation engaged in any of the following activities during COVID-19? (Please check all that apply)

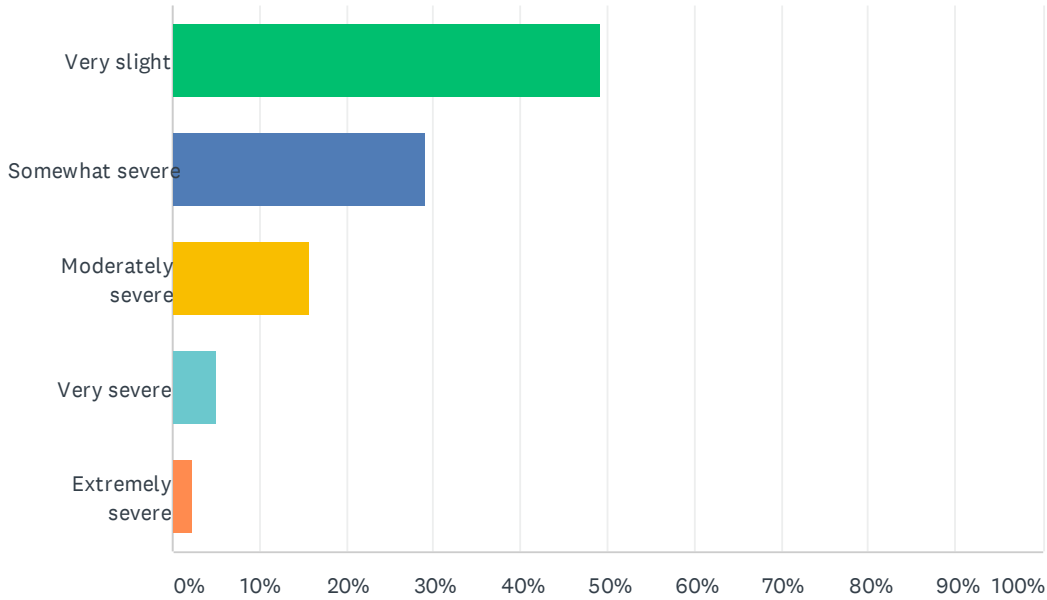
Answered: 612 Skipped: 196



ANSWER CHOICES	RESPONSES	
Delivering supplies to persons who cannot leave their home	65.36%	400
Distributing food to those in need	64.54%	395
Making masks	45.75%	280
Providing encouragement to first responders	26.14%	160
Delivering supplies to the homeless	28.92%	177
Engaging in political advocacy regarding COVID-19	14.87%	91
N/A	13.40%	82
Total Respondents: 612		

### Q11 The negative financial impact of COVID-19 upon our individual members and congregants has been: (If you are unsure, please skip this question)

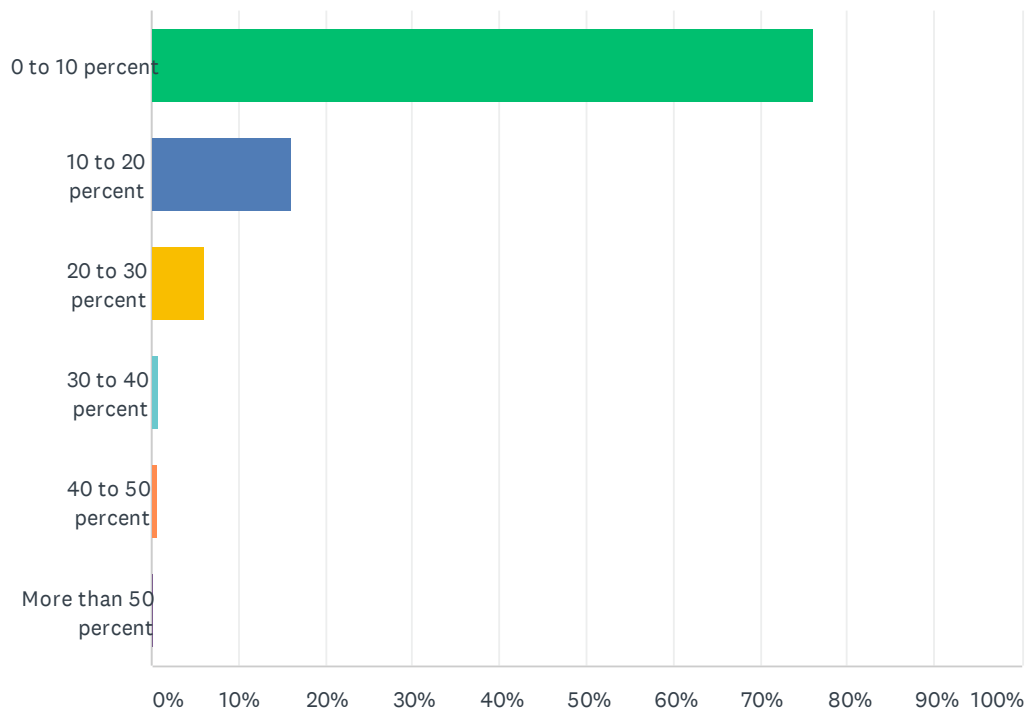
Answered: 545 Skipped: 263



ANSWER CHOICES	RESPONSES	
Very slight	49.17%	268
Somewhat severe	28.99%	158
Moderately severe	15.78%	86
Very severe	4.95%	27
Extremely severe	2.20%	12
Total Respondents: 545		

## Q12 The approximate percentage of persons associated with our congregation who are now unemployed as a result of COVID-19 is:

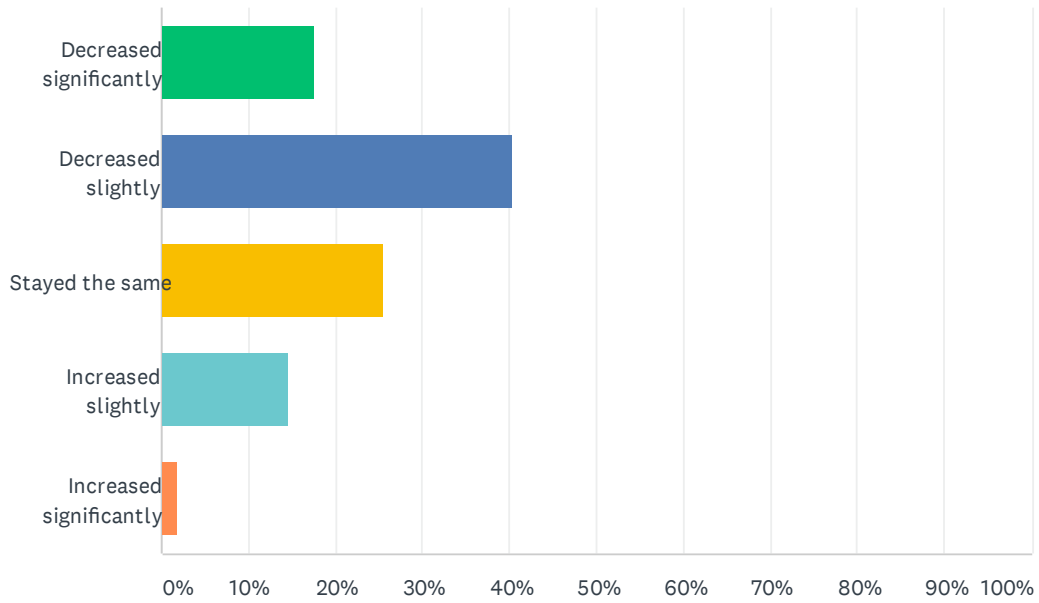
Answered: 589 Skipped: 219



ANSWER CHOICES	RESPONSES	
0 to 10 percent	76.06%	448
10 to 20 percent	16.13%	95
20 to 30 percent	6.11%	36
30 to 40 percent	0.85%	5
40 to 50 percent	0.68%	4
More than 50 percent	0.17%	1
<b>TOTAL</b>		<b>589</b>

### Q13 During this health crisis, have your weekly financial offerings:

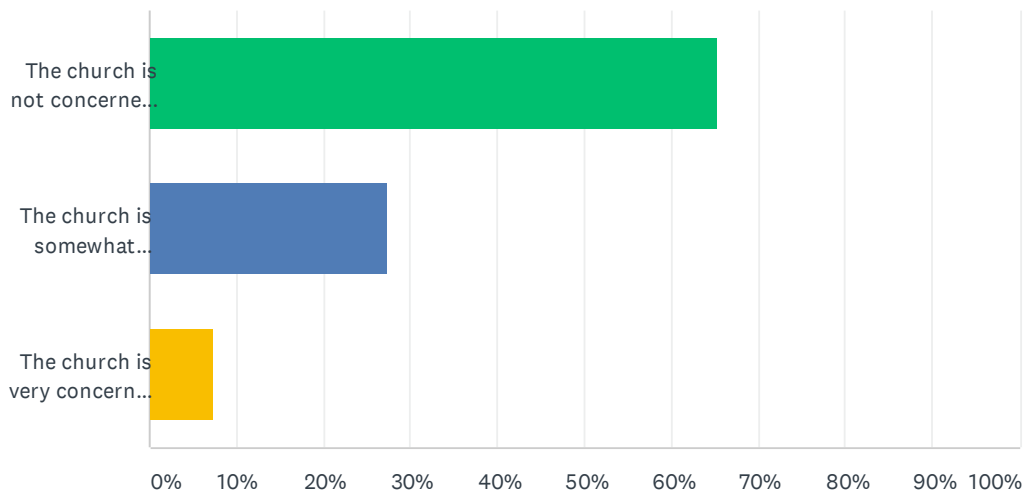
Answered: 612 Skipped: 196



ANSWER CHOICES	RESPONSES	
Decreased significantly	17.65%	108
Decreased slightly	40.36%	247
Stayed the same	25.49%	156
Increased slightly	14.71%	90
Increased significantly	1.80%	11
<b>TOTAL</b>		<b>612</b>

## Q14 Do you anticipate any financial difficulty in paying your pastor and staff in the next 3 months?

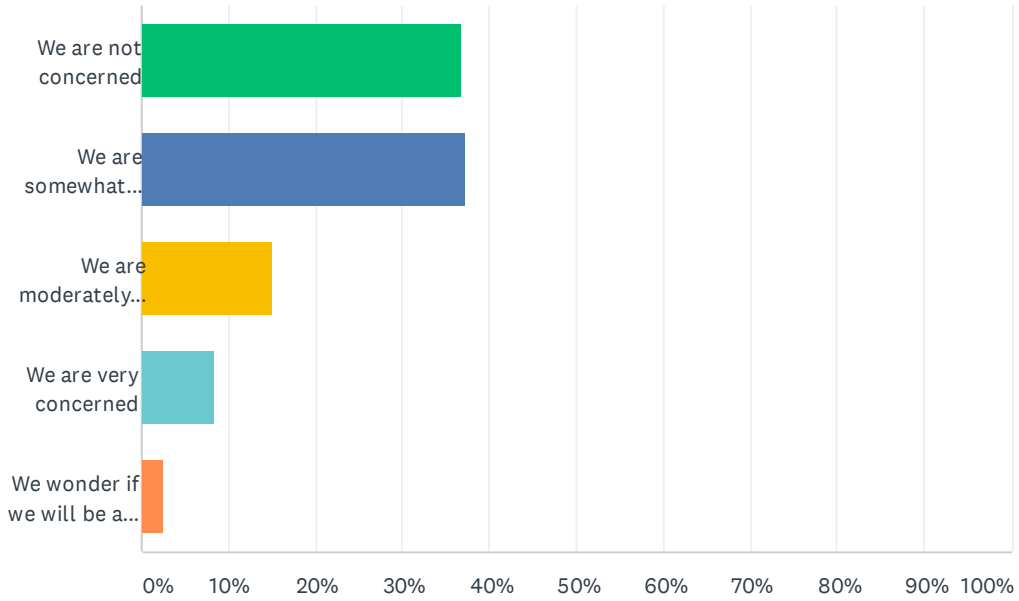
Answered: 614 Skipped: 194



ANSWER CHOICES	RESPONSES	
The church is not concerned about paying our pastor and staff	65.31%	401
The church is somewhat concerned about paying our pastor and staff	27.36%	168
The church is very concerned about paying our pastor and staff	7.33%	45
<b>TOTAL</b>		<b>614</b>

## Q15 In terms of our ability to balance our budget this year:

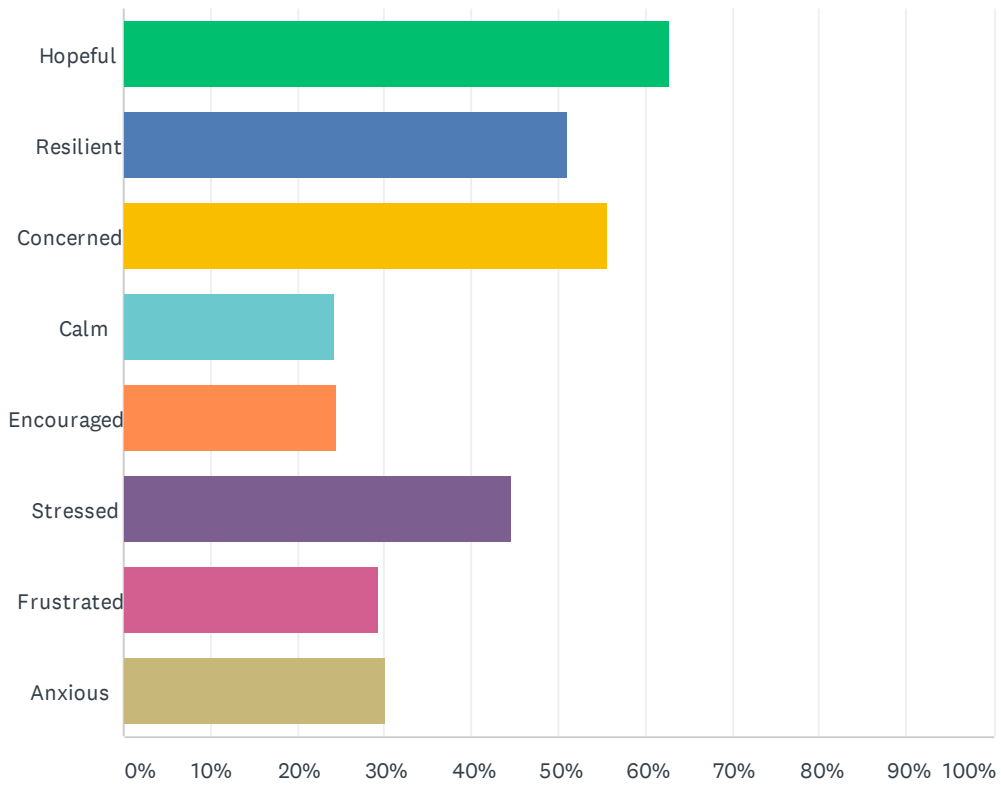
Answered: 619 Skipped: 189



ANSWER CHOICES	RESPONSES
We are not concerned	36.83% 228
We are somewhat concerned	37.32% 231
We are moderately concerned	15.02% 93
We are very concerned	8.40% 52
We wonder if we will be able to remain open this year	2.42% 15
<b>TOTAL</b>	<b>619</b>

## Q16 How would you describe your personal state of mind? (Please check all that apply)

Answered: 619 Skipped: 189

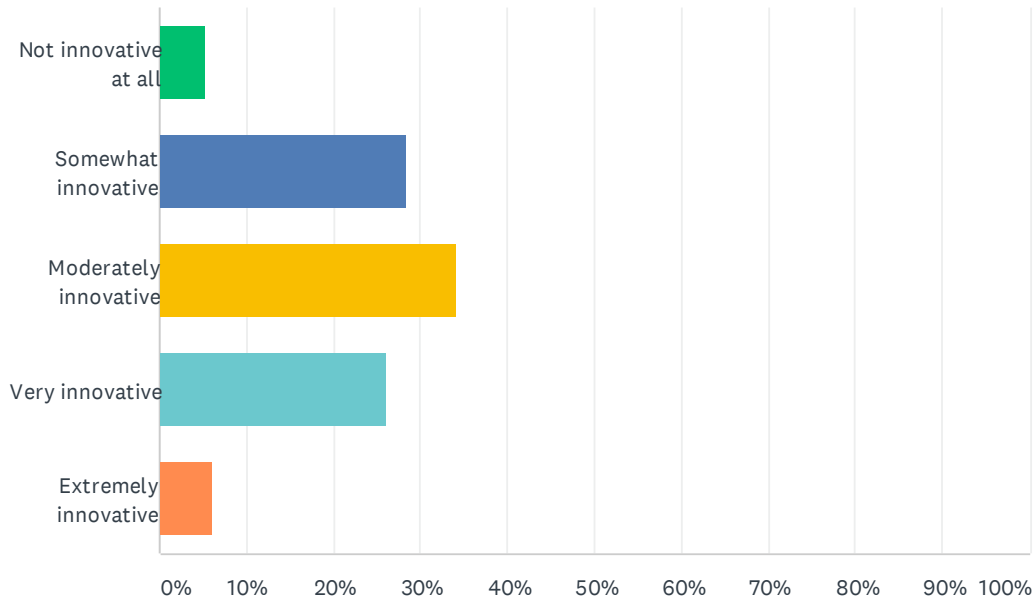


ANSWER CHOICES	RESPONSES
Hopeful	62.68% 388
Resilient	51.05% 316
Concerned	55.74% 345
Calm	24.23% 150
Encouraged	24.56% 152
Stressed	44.59% 276
Frustrated	29.24% 181
Anxious	30.05% 186
Total Respondents: 619	



### Q17 As you reflect upon your congregation’s responses to previous crises and opportunities, how would you rate your congregation’s current capacity and willingness to innovate as a result of COVID-19?

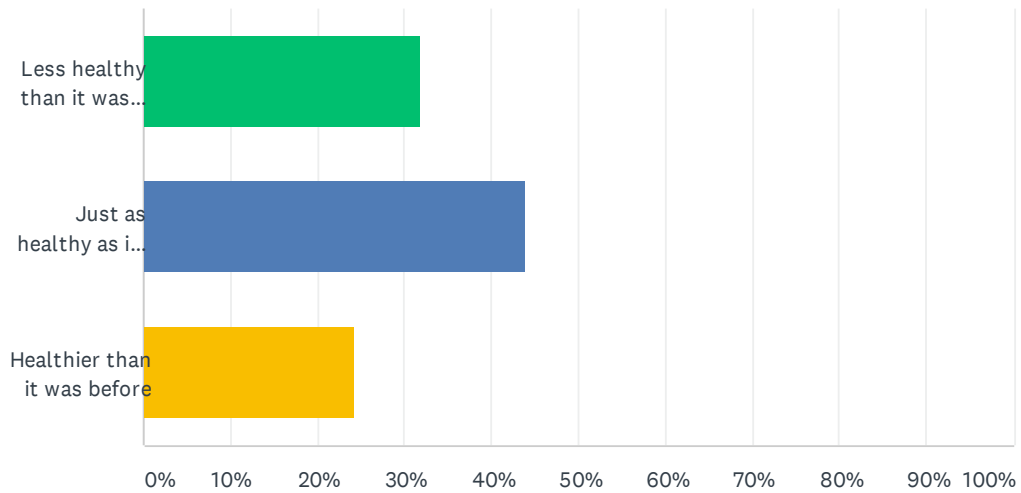
Answered: 620 Skipped: 188



ANSWER CHOICES	RESPONSES	
Not innovative at all	5.32%	33
Somewhat innovative	28.39%	176
Moderately innovative	34.03%	211
Very innovative	26.13%	162
Extremely innovative	6.13%	38
<b>TOTAL</b>		<b>620</b>

### Q18 After this global health crisis, in terms of church vitality, our congregation will be:

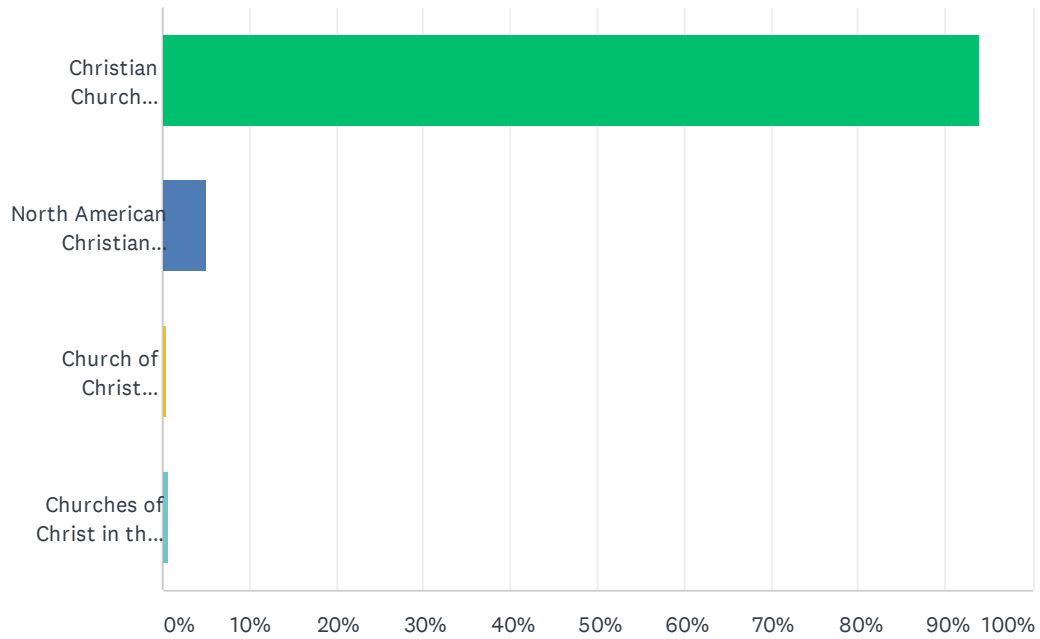
Answered: 562 Skipped: 246



ANSWER CHOICES	RESPONSES	
Less healthy than it was before	31.85%	179
Just as healthy as it was before	43.95%	247
Healthier than it was before	24.20%	136
TOTAL		562

## Q19 Our congregation identifies with the following tradition:

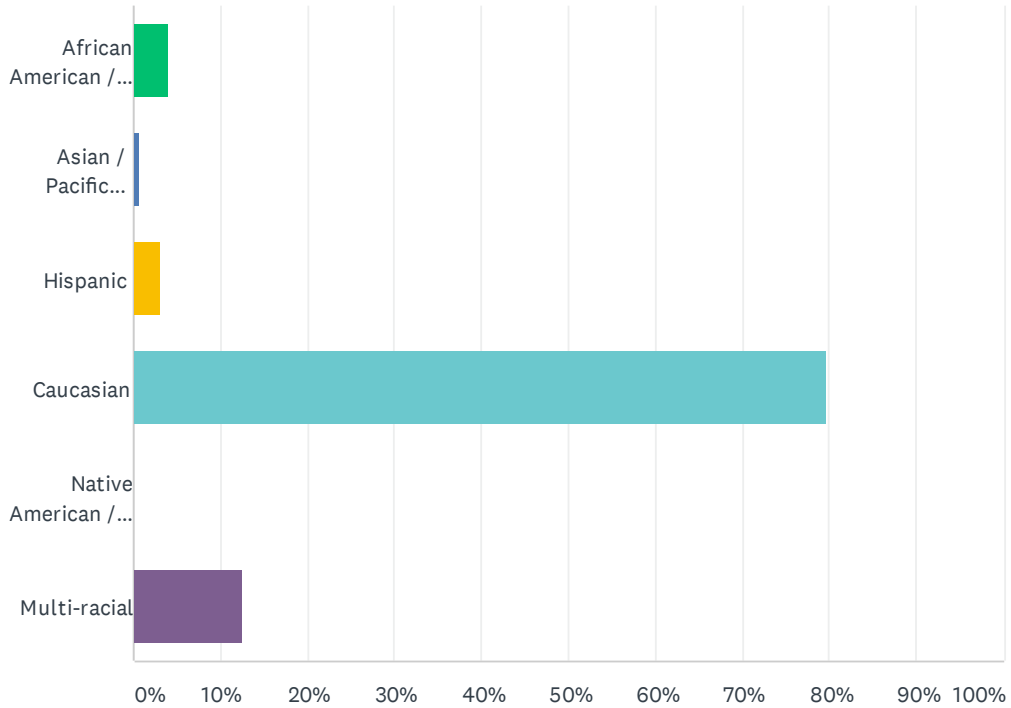
Answered: 576 Skipped: 232



ANSWER CHOICES	RESPONSES	
Christian Church (Disciples of Christ)	93.92%	541
North American Christian Convention / Christian Church/ Churches of Christ	5.03%	29
Church of Christ Disciples of Christ, International	0.35%	2
Churches of Christ in the United States	0.69%	4
<b>TOTAL</b>		<b>576</b>

## Q20 Our congregation primary identifies as:

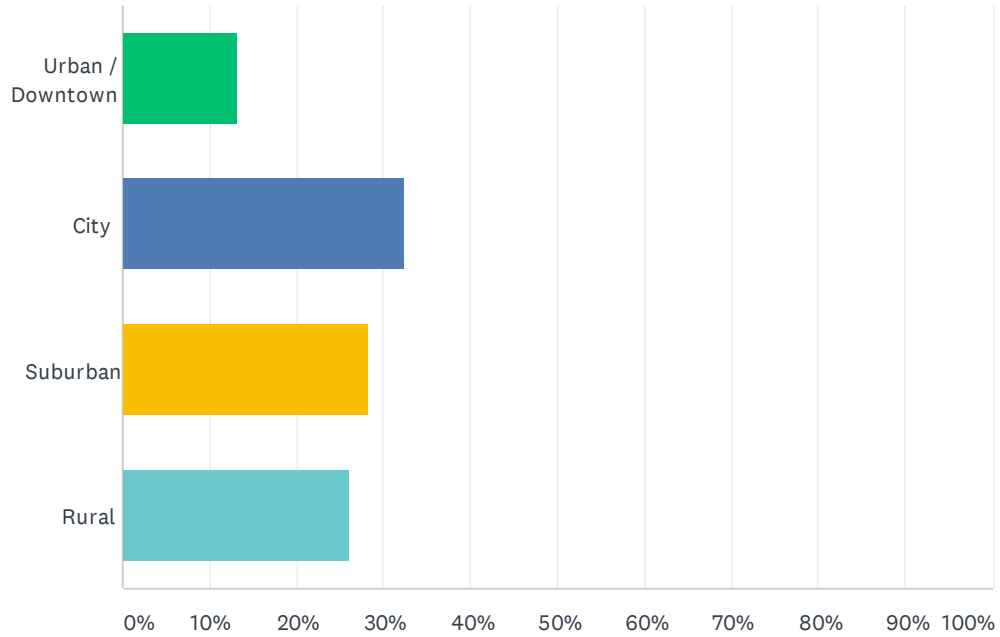
Answered: 618 Skipped: 190



ANSWER CHOICES	RESPONSES	
African American / Black	4.05%	25
Asian / Pacific Islander	0.65%	4
Hispanic	3.07%	19
Caucasian	79.77%	493
Native American / First Peoples	0.00%	0
Multi-racial	12.46%	77
<b>TOTAL</b>		<b>618</b>

## Q21 Our congregation's location is best described as:

Answered: 625 Skipped: 183



ANSWER CHOICES	RESPONSES	
Urban / Downtown	13.12%	82
City	32.48%	203
Suburban	28.16%	176
Rural	26.24%	164
<b>TOTAL</b>		<b>625</b>